

**ACTA TERRAE SEPTEMCASTRENSIS**

**XIII, 2014**



**“LUCIAN BLAGA” UNIVERSITY OF SIBIU  
FACULTY OF SOCIAL SCIENCES  
INSTITUTE FOR THE STUDY AND PROMOTION OF THE  
TRANSYLVANIAN PATRIMONY IN EUROPEAN CONTEXT**

**ACTA TERRAE  
SEPTEMCASTRENSIS**

**XIII**

Editor: Sabin Adrian LUCA

**Sibiu, 2014**

**Editorial board:**

**Editor:**

**Sabin Adrian LUCA** („Lucian Blaga” University of Sibiu; Brukenthal National Museum, Sibiu; Romania)

**Members:**

**Ioan-Aurel POP** (Member of the Romanian Academy)

**Dumitru PROTASE** (Honorary member of Romanian Academy)

**Janusz K. KOZŁOWSKI** (Member of Poland Academy)

**Michael WHITE** (Sussex University, Brighton, United Kingdom)

**Krum BACVAROV** (Institute of Archaeology and Museum at the Bulgarian Academy of Sciences, Bulgaria)

**Zeno-Karl PINTER** („Lucian Blaga” University of Sibiu, Romania)

**Marin CÂRCIUMARU** („Valahia” University of Târgoviște, Romania)

**Nicolae URSULESCU** („Al. I. Cuza” University of Iași, Romania)

**Gheorghe LAZAROVICI** („Eftimie Murgu” University of Reșița, Romania)

**Secretary:**

**Raluca-Maria TEODORESCU** (Brukenthal National Museum, Sibiu, Romania)

**Anamaria TUDORIE** („Lucian Blaga” University of Sibiu, Romania)

*ISSN 1583-1817*

**Contact adress:** „Lucian Blaga” University of Sibiu, Faculty of History and Patrimony, *Institute for the Study and Promotion of the Transylvanian Patrimony in European context*, B-dul Victoriei Nr. 5-7, 550024 Sibiu, România; tel. / fax. 0269 / 214468; 0745 / 366606; e-mail: [sabinadrian.luca@ulbsibiu.ro](mailto:sabinadrian.luca@ulbsibiu.ro), [ins.arheologie@ulbsibiu.ro](mailto:ins.arheologie@ulbsibiu.ro); web: <http://arheologie.ulbsibiu.ro>.

## Content

<b>Anamaria TUDORIE</b> , SOME CONSIDERATIONS REGARDING THE ORNAMENTATION OF STARČEVO-CRIȘ POTTERY FROM CRISTIAN I (SIBIU COUNTY).....	7
<b>Georgeta EL SUSI</b> , A SURVEY ON FAUNAL REMAINS FROM CRISTIAN I (SIBIU COUNTY) .....	23
<b>Gheorghe LAZAROVICI, Sabin Adrian LUCA, Gheorghe NATEA, Cosmin SUCIU, Mihai CĂSTĂIAN</b> , TURDAȘ, C SECTOR, RECONSTRUCTION OF FEATURE OR ST 29 BASED ON ETHNO-ARCHEOLOGICAL STUDIES ....	73
<b>Victor SAVA</b> , EARLY COPPER ARTIFACTS IN THE AREA OF THE LOWER MUREȘ AND CRIȘUL ALB VALLEYS.....	113
<b>Raymond Whitlow Valerii Kavruk Buzea Dan-Lucian Björn Briewig</b> , GEOGRAPHIC INFORMATION SYSTEMS (GIS) METHODS FOR LANDSCAPE RESEARCH AT PĂULENI-CIUC “DAMBUL CETĂȚII” (JUD. HARGHITA).....	149
<b>Gabriel SICOE</b> , EINIGE MITHRAS-RELIEFS AUS DEM NATIONALEN BRUKENTHAL MUSEUM IM LICHT NEUER IKONOGRAPHISCHEN ERKENNTNISSE .....	169

## SOME CONSIDERATIONS REGARDING THE ORNAMENTATION OF STARČEVO-CRIȘ POTTERY FROM CRISTIAN I (SIBIU COUNTY)

Anamaria TUDORIE  
„LUCIAN BLAGA” UNIVERSITY FROM SIBIU  
anamaria\_cleo@yahoo.com

**Abstract:** *This article presents new information regarding Starčevo-Criș pottery from Cristian I (Sibiu County), resulted from the salvation excavations carried on the 4<sup>th</sup> section of Sibiu-Orăștie Highway, at the end of 2011, this time focusing on the ornamentation analysis. There are presented, in a graphic form, but also described as a dictionary, the new codes that were identified and it was included a comparative cluster analysis with other Early Neolithic sites from Romania, who benefited of the same type of pottery studies methods.*

**Keywords:** *pottery, Starčevo-Criș culture, Early Neolithic, ornamentation, Cristian I*

**Rezumat:** *Articolul de față prezintă noi informații privind materialul ceramic Starčevo-Criș, de la Cristian I (județul Sibiu), rezultat în urma săpăturilor de salvare realizate pe traseul tronsonului 4 al autostrăzii Sibiu-Orăștie, de la finele anului 2011, de această dată concentrându-ne asupra analizei ornamentelor. Sunt prezentate sub formă grafică, dar și descrise în cadrul unui dicționar, noile coduri identificate. Totodată, a fost efectuată o analiză comparativ-clusterială cu alte situri neolitice timpurii din România care au beneficiat de studii ale ceramicii prin aceleași metode.*

**Cuvinte cheie:** *ceramică, cultura Starčevo-Criș, neolitic timpuriu, ornamentație, Cristian I*


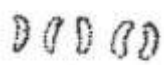




### 1. Working method









The analysis of the pottery resulted after the preventive excavations from Cristian I, Sibiu County (Luca *et al.* 2012) was made by considering two aspects: the fabrication methods analysis and the typological analysis, including the ornamentation. In what concerns the analysis of the fabrication methods (general aspects, colour, temper, surface treatment and burning), but also the results obtained after interpreting them, we have discussed them through several studies dedicated to this archaeological site (Luca *et al.* 2013; Luca *et al.* 2013a). In the present article I shall focus on the ornamentation methods – ornamentation techniques and type – emphasising the aspects that are different for the pottery from Cristian I and the other sites studied through the same methods (Luca *et al.* 2004; Luca *et al.* 2006; Luca, Suciu 2008; Luca, Tudorie 2012; Luca, Tudorie 2013), the unitary interpretation of the data being very important.

The first version of the *Catalogues and dictionaries for Starčevo-Criș pottery* published by the author (Tudorie 2011) was substantially enriched: 53 new codes of









ornaments placed on the surface of the pot – 50 from Cristian I and 3 from Turdaş AS (Turdaş), AT (Turdaş), AU, BO, BP, BQ, BR, BS, ED, EK, FF, FO, FP, FR, HQ, HT, HU, HV, HW, HX, HY, HZ, NA, PD, RA, RB, T1, TG (Turdaş), TH, TI, TJ, TK, TL, TM, T0, TO, TR, TS, UA, VA, VB, VC, VD, VE, VF, VG, VH, VI, VJ, VK, VL, VM, VN and 5 new types of ornaments made on the rim, all from Cristian I C6, C7, D3, D4, D5 (Tudorie 2013, 82-88).








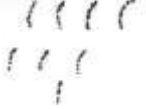


### 1. Additions to the typological catalogue and dictionary for ornaments











ORNAMENT	COD E	DESCRIPTI ON	ORNAMENT	CO DE	DESCRIPTI ON
	AU	Plastic application presenting on its surface a series of smaller applications, teardrops shaped, forming a flower ornament.		BO	One row of pinches made vertically and horizontally displayed on the surface of the pot.
	BP	Two rows of pinches made and displayed horizontally on the surface of the pot.		BQ	Two rows of pinches made vertically and displayed horizontally on the surface of the pot.
	BR	Pinches displayed randomly on the surface of the pot.		BS	Combination of two ornaments consisting of an alveolar plastic belt shaped application displayed horizontally on the









					surface of the pot and pinches.
	ED	Series of three wide incisions arranged horizontally and parallel to each other and a wide incision oblique displayed.		EK	Elongated incisions arranged in "roof", displayed horizontally on the surface of the pot.
	FF	Series of fine grooves vertically displayed on the surface of the pot.		FO	Thin incisions organized in strips displayed both obliquely towards left and right.
	FP	Series of fine grooves oblique displayed and down warded towards right.		FR	Wide incision.
	HQ	Plastic application having an approximately oval shape, presenting on its surface three smaller plastic applications, also having an almost ovoid shape, displayed in an equilateral		HT	Plastic application.



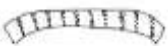





		triangle shape with the tip down.			
	HU	Combination of two ornament consisting of a plastic application in "V" shape, positioned upside down, placed on several rows of stiches made with an object square shaped in section, horizontally displayed.		HV	Plastic application horizontally displayed on the pot's surface, forming rhomboid shapes.
	HW	Plastic application.		HX	Plastic application horizontally displayed on the pot's surface.
	HY	Plastic application vertically displayed on the pot's surface.		HZ	Two plastic application of ovoid shape, horizontally displayed.
	NA	Plastic application shaped in "U" letter.		PD	Two rows of stiches med with an object square shaped in section, horizontally displayed.

	RA	Printing displayed on the pot's bottom.		RB	Stiches made with an object and displayed on the pot's bottom.
	T1	Perforation having the diameter of approximately 0.5 cm, displayed under the pot's rim.		TG	Row of stiches made with an object and displayed horizontally on the pot's surface.
	TH	Series of stiches made with fingertip and nail, displayed right under the rim.		TI	Two rows of stiches made with fingertip and nail, horizontally on the pot's surface.
	TJ	Combination of ornaments consisting of a horizontal row of stiches made with an object and several rows of stiches displayed horizontally and made with the finger top.		TK	Several rows of stiches made with an object and displayed horizontally on the pot's surface, oriented towards right.
	TL	Three row of stiches having a rectangular shape, made with an object, displayed horizontally on the pot's		TM	A series of notches displayed horizontally at the maximum lower limit of the pot.

		surface.			
	TO	Several rows of stiches made with an object and displayed horizontally on the pot's surface, orientated towards left.		TP	Two perforations having the diameter of approximately 1 cm, made close one to another, placed immediately under the rim.
	TR	Rows of stiches made with an object and displayed horizontally on the pot's surface.		TS	Series of stiches made with the finger top.
	UA	Stiches made with the nail.		VA	Plastic application horizontally displayed, presenting on its surface pressure forming rhomboid shapes.
	VB	Plastic application displayed horizontally on the pot's surface, modelled in the form rounds.		VC	Plastic application made in "V" letter shape presenting deep pressures on its surface.
	VD	Alveolar plastic belt shaped application		VE	Plastic application vertically displayed on

		<p>displayed vertically on the pot's surface and stiches randomly arrange and made with finger top.</p>			<p>the pot's surface, starting right under the rim and presenting deep pressures on its surface.</p>
	<p>VF</p>	<p>Plastic application with two alveolus, horizontally displayed right under the rim.</p>		<p>VG</p>	<p>Series of two plastic application oblique displayed, oriented towards right presenting deep pressures on their surface.</p>
	<p>VH</p>	<p>Plastic application displayed oblique, orientated towards left, with pressures on its surface.</p>		<p>VI</p>	<p>Alveolar plastic belt application in "V" letter shape.</p>
	<p>VJ</p>	<p>Alveolar plastic application vertically displayed on the pot's surface and three row of stiches made with an object.</p>		<p>VK</p>	<p>Two plastic applications having an almost quadrangle shaped, vertically displayed on the pot's surface.</p>
	<p>VL</p>	<p>Alveolar plastic application displayed in</p>		<p>VM</p>	<p>Quadrangle plastic application.</p>

		"L" letter shape.			
	VN	Alveolar plastic application horizontally displayed under the pot's rim.		C6	Stiches made on the rim, creating the impression of a "lacy" rim.
	C7	Oblique incisions oriented towards left, placed on the rim.		D4	Notches on the pot's rim.
	D4	Stiches made with an object on the rim.		D5	Two rows of thrusts made on the rim, with the point orientated towards the inner part.

### 3. Comparative analysis of the ornaments<sup>1</sup>

#### 3.1. Plastic applications (code A)

	B 17	B 19	B 20	B 9	C IO	C L1	C L2	C L3	G 26	G 28	G 35	G 58	I S	L 1	S 1	TR D
A;	12	2	2	2	2	22	6	11	6	4	1	7	5	1	1	
A;						1		2								
AP																
A;						1		1								
AU																
A;	1							1				1				
HB																
A;	2					4		1			2					
HC																

<sup>1</sup> The abbreviations of the sites from the table are: B17, B19, B20, B9, G26, G28, G35 – features from Mirecurea Sibiului-Luncă, CIO – Săliște (Cioara), CL1, CL2, CL3 – Cristian I, IS – Iosaș-Anele, L1 – Șeușa-La cărarea morii, S1 – Cerișor-Peștera Cauce, TRD – Turdaș-Luncă.

A; HG	1	1				18		7		1						
A; HJ		1				1		1						6		
A; HT						1		2								
A; HV						1										
A; H W						2										
A; HQ						1										
A; HX						1		1								
A; HY						1										
A; HZ						1										
A; HI						1										
A; M D						1						1				
A; M G						3										
A; M H						4										
A; MI	1					1	1	1	2			1	1			1
A; MJ						1										
A; NA						1										
A; VA								1								
A; VC						2										
A; VE						3		1								
A; VG						1										
A; VH						6										

A; VK						1												
A; V M						1												
A; VI						1												

3.2. Plastic applications and stiches made with fingertip (code AA1)

	B 10	B 17	B 19	B 20	B 21	B 9	C 10	C L1	C L2	C L3	G 26	G 28	G 58	I S	L1	S 1	TR D
AA1 ;								12		3							
AA1; AB	3	3	2					23		9	1				2 3	2	1
AA1; AC		2	1					8		1	4						
AA1; AD			2		1	1		20		5	2						
AA1; AE								12	1	1							
AA1 ; MB		3		1			1	5	1								
AA1; AC ;MC										1							
AA1; AJ										1							
AA1; HF										1	1		1				
AA1; HG								1									
AA1; MC								12 0	1	2 8			4	5			
AA1; VC										2							
AA1; VL								1									
AA1; VN										1							
AA1 ; A3; VJ								1									

3.3. Stiches made with fingertip and naile (code A1), stiches made with nail (code A2), stiches made with an object (code A3)

	B 17	B 19	B 20	B 21	B 9	C IO	C L1	C L3	G 26	G 35	IS	TRD
A1;		1					34	10			1	
A1;BE							1					
A1;C3								2				
A1;CA							1					
A1;CC		5					5		1			
A1;CE							1					
A1;CJ							1					
A1;CL					1		3					
A1;CM							1					
A1;CO							2					
A1;TF							3	1			1	
A1;TD							1					
A1;TH							1					
A1;TI							1					
A1;TJ							1					
A2;						1	6	1				
A2;CG	1			1			1		2			
A2;CK		2	1					1				
A3;							18	4				
A3;C							1					
A3;C2							1					
A3;CC							1					
A3;CJ							1					
A3;CL							1					
A3;CM							1					
A3;D4							2					
A3;DH							1					
A3;EL							1					
A3;PC								1				
A3;PD							1					
A3;RB							1					
A3;TE								1			2	
A3;TG							2					1
A3;TK							1					
A3;TO							1					
A3;TL								1				
A;A3; HU								1				



3.4. Barbotine (code B)

	B 10	B 17	B 19	B 20	B 21	B 9	B 1	C L1	G 26	G 28	G 35	G 58	IS	L1	TRD
<b>B;</b>	1	3	2			29		4	1			3			
<b>B;IA</b>		12	1	6		11		5	5		4	34	1	35	3
<b>B;IA</b>								1							
<b>B;JC</b>						5	1	1							
<b>B;JG</b>						3		2							
<b>B;JN</b>						17		1							

3.5. Abscission (code C), incision (code D), inlay (code E), printing (code F), thrusts (code G), pinches (code H)

	B 10	B 17	B 19	B 20	B 21	B 9	CIO	CL1	CL3	G 26	G 28	G 35	G58	L1	S1
<b>C;</b>															
<b>D;</b>			1			1		8	2						
<b>D;D2</b>								1							
<b>D;EC</b>			1					1							
<b>D;ED</b>								1							
<b>D;Ei</b>								1							
<b>D;FC</b>								1							
<b>D;FD</b>								1							
<b>D;FF</b>								1							
<b>D;FO</b>								2							
<b>D; FR</b>								1							
<b>E;</b>								1							
<b>F;</b>			1					4		1					
<b>F;RA</b>								1							
<b>F; AA1;MC</b>								1							
<b>G;</b>								2	1						
<b>G;CK</b>								1							
<b>G;D1</b>								1	1						
<b>G;PC</b>									1						
<b>G;RB</b>								1							
<b>H;</b>					1		1	46	40						
<b>H;BA</b>								1	1						
<b>H;BB</b>								2						1	4
<b>H;BC</b>						2		4	1					16	3
<b>H;BE</b>		2	2	2	1			5	2	4					8

H;BG									1									1
H;BI									2									
H;BK			1		1				2	1								1
H;BN									3									
H;BO									7									
H;BP									2									
H;BQ									8									
H;BR									8									
H;CK									1									

3.6. Cuts (code I), grooves (code J), pleats (code K), polished incision (code M), perforation (cod T), alveolus (code W)

	B 10	B 17	B 19	B 20	B 21	B 1	C 10	C L1	C L2	C L3	G 26	G 28	G 58	L 1	S1	TR D
I; EK								1								
J;FF								1		1						
J; FP								1								
M;										1						
T;			1					2								
T;TP								1						1		
T;TD								1		1						
W;	1	1				1		7		4		1		1	4	
W;C1								1		3						
W;C2													1			
W;C3							1	80	1	31	1		4			1
W;C4		1		1	1			12		7						
W;C6								5		2						
W;CC								1								
W;C3; AA1;M C								2								
W;C4; A;										1						
W;C4; A;VE								1								
W;C6; AA1; MC;MB								1								
W;C6; T;T1								1								
Y;D3								2								
Y;TC								1								

Y;D3; A;VH								1										
---------------	--	--	--	--	--	--	--	---	--	--	--	--	--	--	--	--	--	--

## Conclusions

As it can be noticed from the cluster analysis from above, the site from Cristian I can be distinguished by the multitude of fragments ornamented with plastic application: either the ones made with fingertip or object or the simple ones, but also the combinations between plastic applications and other ornaments, as for example code HU, which represents a combination of two ornaments: a plastic application in "V" shape, positioned upside down, placed on several rows of stiches made with an object square shaped in section, horizontally displayed. An ornament having a special aesthetics is the one noted as code AU, representing a plastic application presenting on its surface a series of smaller applications, teardrops shaped, all together forming a flower, discovered in C024 feature from Cristian I. The number of pottery fragments presenting plastic applications (for some of them it was possible to establish the type or ornament, for other, due to the small dimensions of the fragment, it was possible only to indicate the technique) is 675 fragments, which represents 3.5% from the total number of fragments from this site (19.144 fragments) and 76.5% from the total number of ornamented fragments (882 fragments). The type of plastic application most common for the site Cristian I is the one that presents on its surface stiches made with the finger, forming a belt – code MC – 149 cases, 22% of the plastic applications. This type of ornament was also identified on some pot fragments from Miercurea Sibiului-*Petriș*, features B<sub>17</sub>, B<sub>9</sub>, B<sub>58</sub>, at Iosaș-*Anele* and Turdaș-*Luncă*, feature C164.

In what concerns the stiches made with fingertip and nail, stiches made with nail, stiches made with an object here are the results of the study: 69 fragments present ornaments made by stiches with fingertip and nail, 9 fragments presents stiches with nail and 42 fragments are ornamented by stiches made with an object.

In what concerns the ornaments on the rim, it could be noticed that for type C3, at Cristian I, 112 fragments with this decoration were discovered, without taking in consideration the situations when they appear combined with other types of ornaments. But, this type of ornament is being quite spread for Starčevo-Criș culture pottery, as a proof we can take into account the identification of such materials also at Miercurea Sibiului-*Petriș*, features B<sub>17</sub>, B<sub>19</sub>, B<sub>20</sub>, B<sub>21</sub>, G<sub>26</sub>, G<sub>58</sub>, and at Turdaș-*Luncă*, feature C164.

Another important aspect regarding the ornamentation of the pottery from Cristian I represents the presence, in a quite high quantity, of pinches – 137 fragments, 0.7% from the total fragments and 15.5% from the ornamented fragments.

## REFERENCES

Ciută 2009	Marius Mihai Ciută, <i>Cercetări arheologice de la Șeușa-La cărarea morii, I. Locuirile preistorice</i> , în <i>BB</i> , 43, 2009.
Kalmar-Maxim 1999	Zoia Kalmar Maxim, <i>Neo-eneoliticul din Transilvania, date arheologice și matematico-statistice</i> , Cluj-Napoca, 1999.
Lazarovici, Micle 2001	Gheorghe Lazarovici, Dumitru Micle, <i>Arheologia informatizată</i> , Timișoara 2001.
Luca, Barbu 1992-1994	Sabin Adrian Luca, A. Barbu, <i>Așezarea neolitică de la Iosaș-Anele (jud. Arad)</i> , în <i>Sargetia</i> , XXV, 1992-1994, p. 13-23.
Luca, Suciu 2008	Sabin Adrian Luca, Cosmin Suciu, <i>Migration and Local Evolution in the Early Neolithic of Transylvania, the Typological-Stylistic Analysis and the Radiocarbon Data</i> , în <i>ActaTS</i> , VII, 2008, p. 39-56.
Luca, Tudorie 2011	Sabin Adrian Luca, Anamaria Tudorie, <i>Another Early Neolithic site discovered in Alba County. The Starčevo-Criș settlement from Sălișteța (Cioara, Romania)</i> , în <i>ActaTS</i> 11 (2012), p. 21-32.
Luca, Tudorie 2013	Sabin Adrian Luca, Anamaria Tudorie, <i>Date cu privire la complexul C164 de la Turdaș-Luncă (județul Hunedoara)</i> , în <i>Litua</i> 15 (2013), p. 7-17.
Luca et al. 2004	Sabin Adrian Luca, Cristian Roman, Dragoș Diaconescu, <i>Cercetări arheologice în peștera Cauce (I) (Village of Cerișor, Lesle Parish, Hunedoara Country)</i> , Sibiu, 2004.
Luca et al. 2006	Sabin Adrian Luca, Dragoș Diaconescu, Adrian Georgescu, Cosmin Suciu, <i>Cercetările arheologice de la Miercurea Sibiului-Petriș (jud. Sibiu). Campaniile anilor 1997-2005</i> , în <i>BruckAM</i> , I.1, 2006, p. 9-20.
Luca et al. 2012	Sabin Adrian Luca (coordonator), Ionuț Bocan, Adrian Georgescu, Adrian Luca, Florentina Martiș Claudiu Munteanu, Cătălina Mihaela Neagu, Anca Nițoi, Cosmin Suciu, Anamaria Șeulean-Tudorie, <i>Cercetările arheologice preventive de la Cristian (județul Sibiu). Campania 2011</i> , în <i>BB</i> 60 (2012).
Luca et al. 2012a	Sabin Adrian Luca, Anamaria Tudorie, Marius Mihai Ciută, <i>Data concerning C<sub>164</sub> feature from Turdaș-Luncă (Hunedoara County)</i> , în <i>ActaTS</i> 11 (2012), p. 7-20.
Luca et al. 2013	Sabin Adrian Luca, Florentina Martiș, Anamaria Șeulean-Tudorie, Adrian Luca, <i>“The ritual consecration” of the first Neolithic colonization from Romania. The pits sanctuary from Cristian I, Sibiu County, Part I - the foundation</i> , în <i>Brukenthal. Acta Musei</i> , 1.VIII, 2013, p. 11-27
Luca et al.	Sabin Adrian Luca, Florentina Martiș, Anamaria Tudorie,

2013a	Adrian Luca, „ <i>Consacrarea ritualică</i> ” a primei colonizări neolitice din România. Sanctuarul de gropi de la Cristian I, județul Sibiu. Partea III. Părăsirea, în <i>Interdisciplinaritate în Arheologie și Istorie – In memoriam Liviu Măruia – Timișoara, 7 decembrie 2013</i> , Szeged (2013, 1), p. 35-44.
Nițu, Șeulean 2006	Florina Nițu, Anamaria Șeulean, <i>Evidența statistică și prelucrarea materialului ceramic pe șantierul arheologic de la Miercurea Sibiului-Petriș</i> , în <i>BCSȘ</i> , 12, 2006, p. 31-40.
Tudorie 2011	Anamaria Tudorie, <i>Typologic Catalogues and Dictionaries for Starčevo-Criș Pottery</i> , în <i>ActaTS</i> , X, 2011, p. 7-16.
Tudorie 2013	Anamaria Tudorie, <i>Aspecte tehnologice ale ceramicii Starčevo-Criș din Transilvania</i> , în <i>BB</i> 66 (2013).